

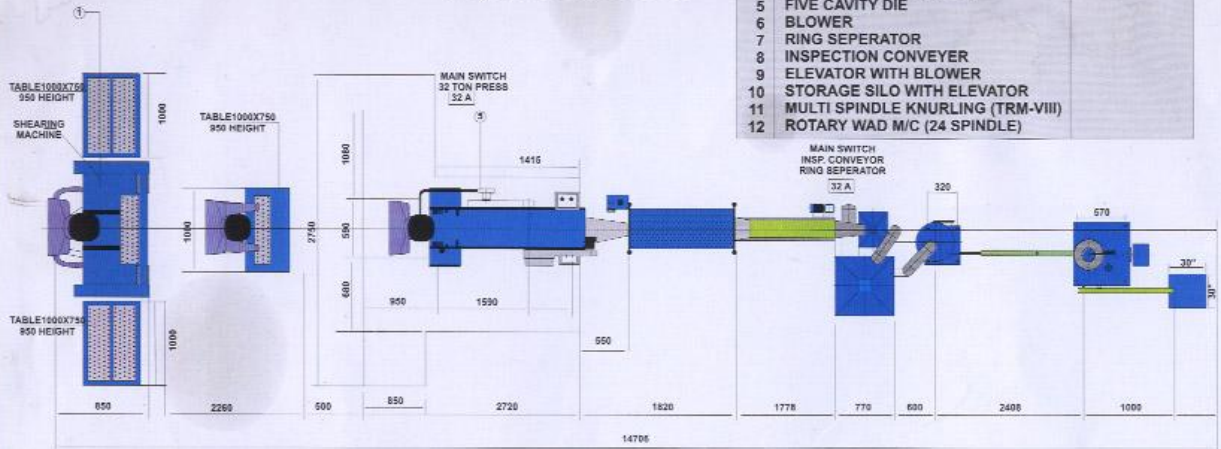
SARSWATI MACHINE TOOLS PVT. LTD.

25 MM PPCAP LINE
OUTPUT 2,00,000 CAP/8 HOUR

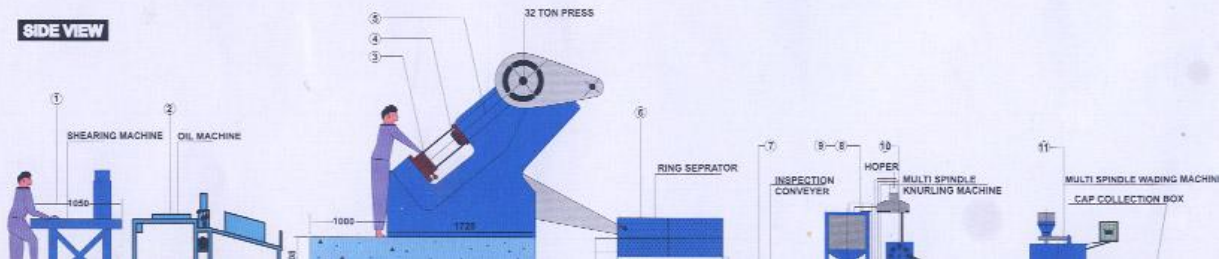
PPCAP LINE

- 1 SHEARING MACHINE
- 2 OIL MACHINE
- 3 POWER PRESS
- 4 ROLLFEED ATTACHMENT
- 5 FIVE CAVITY DIE
- 6 BLOWER
- 7 RING SEPRATOR
- 8 INSPECTION CONVEYER
- 9 ELEVATOR WITH BLOWER
- 10 STORAGE SILO WITH ELEVATOR
- 11 MULTI SPINDLE KNURLING (TRM-VIII)
- 12 ROTARY WAD M/C (24 SPINDLE)

TOP VIEW



SIDE VIEW



SHEARING MACHINE

Shearing machine is used to cut the printed sheet quickly and easily with accuracy.

It is fitted with four edge cutting blades and has a capacity of cutting up to 24 gauge of M.S. plate. The machine is foot operated.

Specification	Dimension
Floor Area	1200mm x 1200mm x 1100mm (Approx)
Weight	250 Kg (Approx)



OILING MACHINE

Oiling machine is used to oil the aluminum sheet for lubrication for smooth Punching, cap from die.

Specification	Dimension
Power	½ H . P . / 1440 R . P . M .
Weight	250 Kg (Approx)

POWER PRESS



Power Press is used to punch the aluminum/ tin sheets in the required cap size with the help of the die mounted on it . We manufacture Power presses of types –Inclinable & non inclinable .


- **CONSTRUCTION OF BODY:** Whole body is made of resistant steel. Properly sized components are sturdily connected with accurate weld to ensure a rigid structure. All part are specifically machined on precision machines for perfect alignment of guiding surface and ensure long tooling life.
- **LUBRICATION:** Pressed are equipped with centralized and one shot lubrication system to all bearing surfaces of side guides , slide face and bed of each press are hand scrapped and provide and smooth movement of side square. Resulting in highly accurate press work extendeda life of press-tool.
- **SLIDE AND GUIDE:** Heavy duty cast iron slide runs in extra long cast-iron guides and bearing surfaces of slide guides, slide face and bed of each press are hand scrapped and provide and smooth movement of slide square. Resulting in highly accurate press work extended life of press-tool.
- **PRECISION CRANK SHAFT AND BEARING:** Eccentric shaft is made from carbon steel and ground finished bearings surfaces.All main and pitman bearings are of heavy walled Nickel Phosphorous Bronze bushes with hand scrapped.
- **BOLSTER:**As per customer's requirements we made bolster plates are precious ground with T-slots or drilled.
- **PNEUMATIC FRICTION CLUTCH ARD BARKE:** Pneumatic operated presses are supplied with electrical control panel for power on / off of main motor, two hand engagement ,once, inches or continuous operation and foot switch.
- **ROLLING KEY CLUTCHARD BARKE:**We are equipped with double rolling key clutch and components are made from alloy steel properly heat treated to give long trouble free surface
- **GUARDS:**All flywheel and gear guards are heavy weldments conforming to press safety codes.

Specification	Dimension
Tonnage	32 Tons
Ram Adjustment Slides	75mm
Open Gap Frame	420mm
Fix Stroke	100mm
Bed Width	500mm x 635mm
Wheel Size	820mm
Motor	3 HP
Hole in Ram	50 x 50 mm
No. of strokes per minute	90 to 110
Fixed inclination	45 degrees or inclinable
Floor Area	1350 mm 2200 mm x 2200 mm (Approx)
Weight	2500 Kg (Approx)

ROLL FEED ATTACHMENT

Automatic Roll Feed attachment is provided to the press to feed aluminum strips to the die and eject the scrap away. This machine comprises of two pairs of feed roll to push and pull the aluminum strips on the die automatically.

Specification	Range	
Feed of pitch	80 mm	100 mm
Width of pitch	175 mm	265 mm
Thickness of strip	0.3 mm	0.3 mm
No of pair of feedrolls	Two	Two
Width of pitch	Chain Drive	Chain Drive
Pitch Accuracy Controlling Pilot	0.01mm by Controlling Pilot	0.01mm of Controlling Pilot



DIES

The die is designed to cut, draw and trim the aluminum sheet in one operation. We manufacture dies from single cavity to five cavity depending on the desired production capacity of the customer. All die parts are made from special quality die steel which is properly hardened and ground finished for longer life. The Piller set is made from good quality E.N. steel duly stressed, reserved and hand scrapped.

These died are used for making pilfer proof caps, aluminum seal screw caps, cap liner, pull of cap, Roll-on cap, Lug caps, shoe polish and all type of metallic caps.


AIR BLOWER

Air Blower is used to shift the Cap from Power Press to the Ring Separator.

Specification	Dimension
Power	1 H.P. / 2800 R. P. M.




RING SEPARATOR



Ring Separator is basically a rotating drum with slot used to separate the punch caps from scrap ring.

Specification	Dimension
Power	½ H. P. / 1440 R. P. M.
Floor Area	650mm x 1250mm x 700mm (Approx)

INSPECTION CONVEYOR




This is specially made belt to manually inspect the caps for any damaged / waste / non-uniform caps.

Specification	Dimension
Power	1/2 H.P. / 1440 R. P. M.
Floor area	1420mm x 275mm x 500mm
Weight	70 Kg (Approx)

ELEVATOR

From the Inspection Conveyor the Elevator blows the cap into Storage Silo.

Specification	Dimension
Power	1/2 H.P. / 1440 R. P. M.



STORAGE SILO WITH ELEVATOR




The caps are stored into the storage silo and through the elevator sent to the knurling machine without any obstruction with the help of the vibrating system as and when required.

Specification	Dimension
Power Elevator	1/2 H. P. / 2800 R. P. M.
Power Vibrator	3/4 H. P. / 1440 R. P. M.
Floor Area	610mm x 610mm x 1270mm

CAP ELEVATOR CONVEYOR BELT

Cap elevator conveyor belt is used for providing caps from storage to cap feeder device smoothly without any damage.

Specification	Dimension
Power	1/2 H. P. / 72 R. P. M.
Floor Area	W 500mm x L 1800mm x H 1800mm
Storage Capacity	10000 Pcs.



MULTI SPINDLE KNURLING, BEADING & PERFORATING MACHINE

Caps are feed into the machine by feeder device and delivered to a combination tool set. This tool set performs the knurling, beading and perforating operation to the caps.

Parts of the machine such as knurling and perforated cutters can be quickly replaced, without and need to dismantle is controlled by the gear and features straight alignment of the knurling tool, thus ensuring that the cap does not move here and there, knurling tool fine cuts in gear hob matching with the spindle ratio, resulting in butter finish without any overlap on the cap. It also ensures extended tool life. Multi spindle knurling machine is designed for high speed production of caps.

Specification	Dimension
Spindle	8
Output caps /min	500 Pcs.
Weight (approx.)	500 kg
Floor area	1015mm x 570mm x 1680mm
Power	2 H.P.



WADDING MACHINE SYNCHRONIZ WITH KNURLING MACHINE



Wedding machine inserts the wads into ready caps. Wads are feed into the machine with the help of Feeder Device through vibrating system.

The machine is equipped with suitable electrical panel, control panel, inspection conveyor and digital counter.

Note: Machines is synchronized with knurling machine however it can also be separated.

Specification	Dimension
Operation	24 Head
Power	2 ¼ H. P.
Weight	800 kg (Approx)
Floor area	3300mm x 1150mm x 1220mm

MULTI SPINDLE FLIP OF CAPS ASSEMBLY MACHINE

This machine is used to make flip-off seals. Aluminum and plastic cap feeder device feed the both the caps into the machine. First station assembles both caps and 2nd station heats the punches so that the cap is riveted properly. All movable parts of the machine are made by tested bearing steel. The production of 18 head machine is 80,000 caps in 8 Hours.

Specification	Dimension
Power	2 ½ H.P.
Weight	1500 kg. Approx
Floor Area	2290mm x 1270mm x 1170mm

